

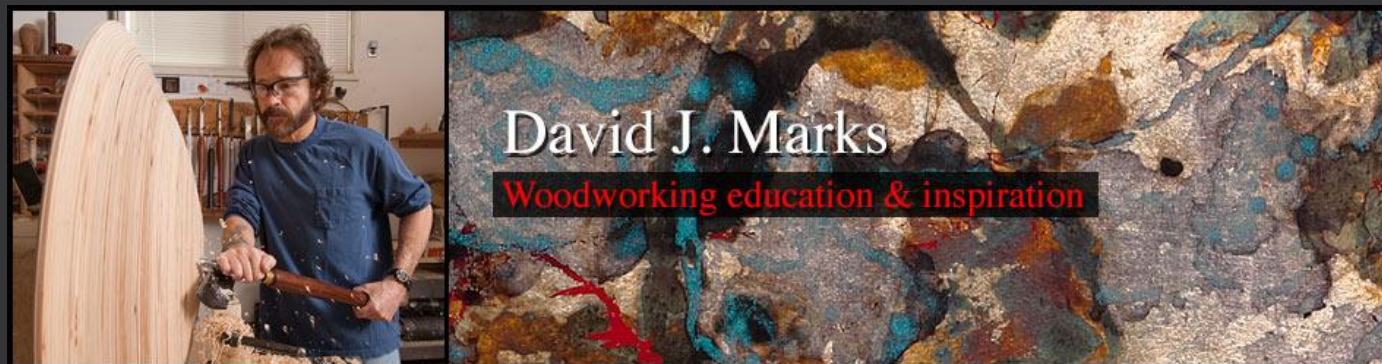
Woodworking In America



September 25, 26, 27, 2015

Kansas City, Missouri

Sheraton Crown Center



Session: Gilding Vessels summary by Roy Wall

WIA Presenter: David Marks

Website: <http://www.djmarks.com/>


- Seal the wood
- Add Color
- Brush on Gilders Varnish (Size)
- Apply metal leaf (add texture and patterns by tearing, using mesh, etc.)
- Brush away excess



Session: Gilding Vessels (continued)



Session: Gilding Vessels (continued)



Session: Doors and Drawers summary by Greg Hull

WIA Presenter: Mark Adams

Website: <http://www.marcadams.com/>

Mark Adams School of Woodworking

- Material
- Construction
- Glides
- Best Takeaways



Session: Historic Marquetry Practices by David Clark

WIA Presenter: Patrick Edwards

Website: www.antiquerefinishersinc.com
[www.american school
offrenchmarquetry.com](http://www.american school offrenchmarquetry.com)
www.oldbrown glue.com



- In 2014 he was awarded the Society of American Period Furniture Makers coveted Cartouche Award
- Mission Statement:
"Ici nous sauvons le passe pour le futur"
"Here we save the past for the future."


Session: History of Marquetry Practices (continued)



Session: History of Marquetry Practices (continued)

- 45-year love affair with wood and furniture
- This pursuit has allowed him to continually explore and evolve in the world of conservation, creation, teaching, consulting
- 18th century by hand practices are rapidly disappearing and in danger of being forgotten
- Opened the American School of French Marquetry in 2000
- Created Old Brown Glue Company, an organic Liquid Hide Glue
- Read his blog for more info on Patrick's philosophy and activity

Session: History of Marquetry Practices (continued)



- Ecole Boulle : School of artistic crafts, and applied arts
- Marquetry by Pierre Ramond is an
- Invaluable body of knowledge on the subject of marquetry techniques

Session: History of Marquetry Practices (continued)

Chevalet de Marqueterie

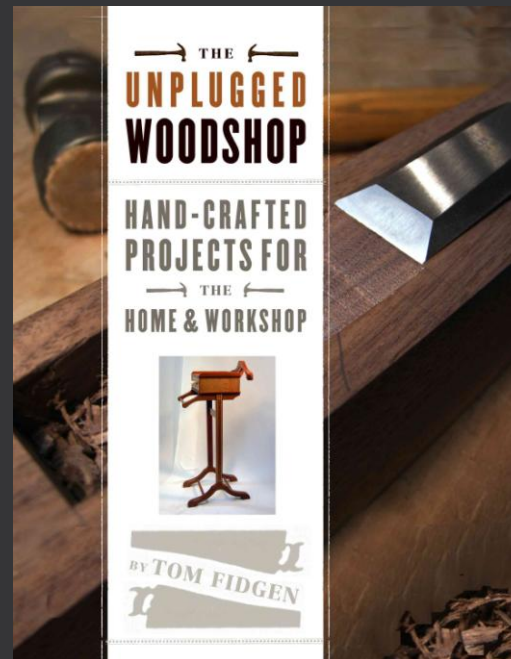

<https://www.youtube.com/watch?v=6GcXqcKVwk0>



Session: Kerfing Plane and Resawing by Hand Summary by Jay Helland

Presenter: Tom Fidgen

Website: www.theunpluggedworkshop.com



- Tom has written two books: *Made By Hand* and *The Unplugged WoodShop Hand-Crafted Projects for the Home and Workshop*

Session: The Kerfing Saw and Resawing by Hand (continued)

- YouTube or Bad Awe Tool Works have videos available to learn how to make and use the kerfing plane and frame saw for dimensioning lumber or making veneer.
- “When working wood with hand tools its no wonder the old-school craftsman used clear and straight grain softer woods and this practice still applies today.”
- His kerfing plane went through many revisions.
- Theory for this process is the frame saw will take the path of least resistance.
This theory will work if you use a table saw and band saw to create either veneer or dimension lumber with machines



Kerfing Plane



Stair Saw



Session: The Kerfing Saw and Resawing by Hand (continued)



The saw plate and hardware for the Frame and Kerfing Plane are available from Bad Axe Tool Works (\$250).



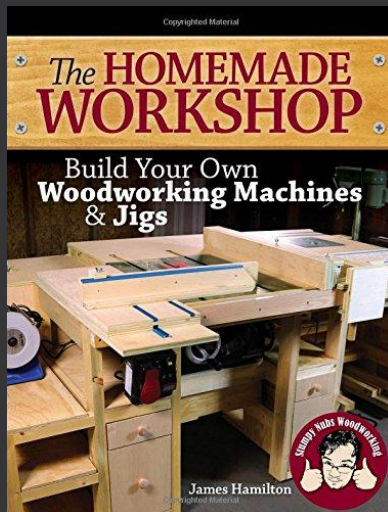
Session: Make Your Own Woodworking Tools Summary by John Freeland

WIA Presenter: James Hamilton

Website: www.stumpynubs.com (Stumpy Nubs Woodworking)

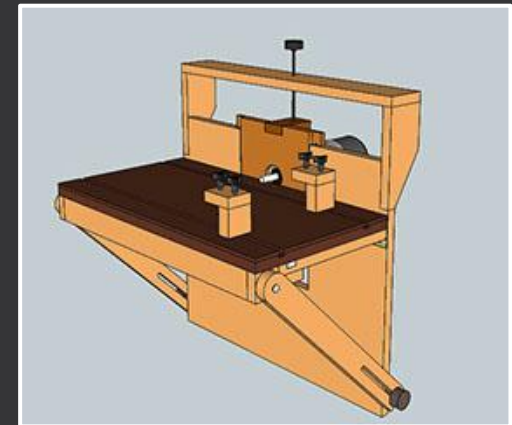
- Watch his video

- Minimalist - power & hand tools
- Be your own hardware store
- Stick to one brand of T-Track



Session: Make Your Own Woodworking Tools (continued)

- Table saw is the most important power tool and the router is second
- Likes Baltic birch plywood - uses cheaper common plywood
- CD in the library with seven plans:
 - Band saw
 - Drum sander
 - Mega sled
 - Router fence
 - Router Lift
 - Sliding router table
 - Table saw work station
- Very clever/innovative ideas
 - Drawer slides
 - 3/8"-16 All thread rod
- Execution could be improved



The End